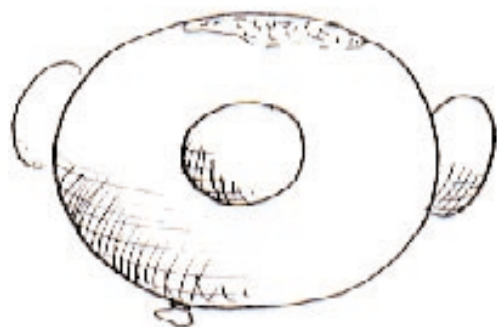


# Grass Heads


You will need:  
An old sock/stocking  
Seed  
Sawdust  
Elastic bands  
Buttons/ eyes  
Large lid



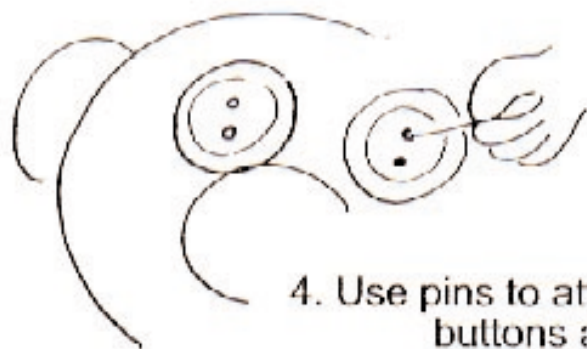
1. Put a handful of seed in the bottom of an old sock and then add more handfuls of sawdust.



2. Wrap an elastic band around to seal it and then cut off the top. Tightly wrap more bands around the sawdust to make a nose and ears



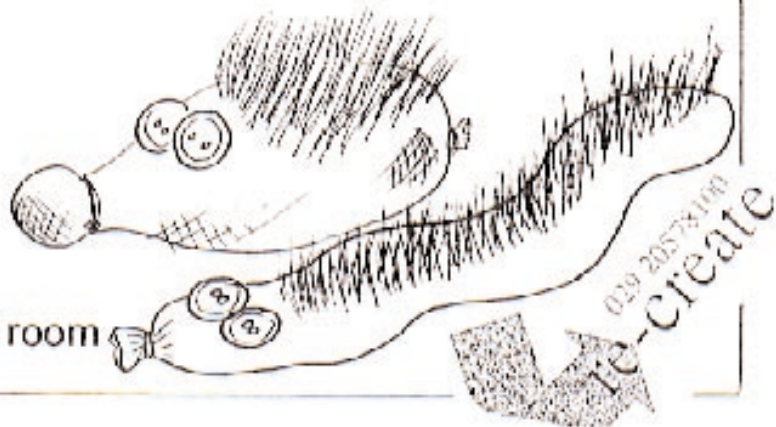
3. Soak the whole thing in a bowl of water and then put it on a large lid.



4. Use pins to attach the buttons as eyes.



5. Put your creature in a warm light room



020 205781100  
re-create